


ภาคผนวก 6

- ผลการตรวจวิเคราะห์คุณภาพน้ำสระว่ายน้ำ
- บันทึกผลการตรวจสอบปริมาณคลอรีน และความเป็นกรด-ด่าง ของน้ำในสระว่ายน้ำ

ผลการตรวจวิเคราะห์คุณภาพน้ำสระว่ายนํ้า

**ATOM CHEMTECH CO., LTD.**

65/14 Moo.1, Tambol Kohkaew, Amphur Muang, Phuket 83000. THAILAND

Tel. (085) 8880036, (085) 8120036, (085) 8340036, (085) 8170038 Fax. (076) 630036

E-mail : atom_chemtech@yahoo.co.th

WATER ANALYSIS REPORT

CUSTOMER NAME : CHANALAI FLORA RESORT DATE OF SAMPLING : JANUARY 5, 2023
REPORT NO. : ATOM 66 /0130-2 DATE OF RECEIVING : JANUARY 6, 2023
ATTN : CHIEF ENGINEER DATE OF ANYLYSIS : JANUARY 25, 2023
CC : PURCHASE DATE OF REPORT : JANUARY 26, 2023

PARAMETERS	UNITS	ANALYSIS METHOD	RESULT OF ANALYSIS				STANDARD
			1	2	3	4	
SAMPLING NAME					สระว่ายนํ้า A	นํ้าสระว่ายนํ้า B	STANDARD
SAMPLING TIME					13.25 น.	13.25 น.	SWIMMING POOL
ANALYSIS NO.					66/0130-2	66/0130-2	
1. APPEARANCE	-				ใส	ใส	ใส
2. PH	-	PH METER			7.6	7.6	7.2-7.6
3. RESIDUALCHLORINE	mg/l.	ORTHOTOLIDNIE			1.5	1.5	1.0-3.0
4. TOTAL HARDNESS	mg/l.	EDTA TITRATION			159	118	200-400
5. CHLORIDE	mg/l.	ARGENTROMETRIC			350	279	-
6. TDS	mg/l.	ELECTRICAL TDS			1426	1567	1000-2000
7. CONDUCTIVITY	µs/cm.	ELECTRICAL CONDUTIVITY			2,459	2,597	-
8. M-ALK	mg/l.	HCL TITRATION			95	98	80-100
9. P-ALK	mg/l.	HCL TITRATION			-	-	-
10. BICARBONATE	mg/l.	CALCULATION			95	98	-
11. IRON	mg/l.	IRON METER			0	0	-
12.CYANURIC ACID	mg/l.				10	8	30-50

STANDARD SWIMMING POOL : มาตรฐานของ NATIONAL SPA & POOL INSTITUTE (NSPI)PHYSICAL APPEARANCE : นํ้าสระว่ายนํ้า คุณภาพนํ้าอยู่ในเกณฑ์มาตรฐานWATER QUALITY :RECOMMEND :

ANALYSIS REPORTED REFER TO SUBMITTED SAMPLES ONLY

Analyzed By: _____

SANTIKORN THEPPOONPHON
(TECHNICAL SALES)

Approved By : _____

KRIENGKRAI SIMMA
(B.Sc.ENVIRONMENTAL TECHNOLOGY)

**ATOM CHEMTECH CO., LTD.**

65/14 Moo.1, Tambol Kohkaew, Amphur Muang, Phuket 83000. THAILAND

Tel. (085) 8880036, (085) 8120036, (085) 8340036, (085) 8170038 Fax. (076) 630036

E-mail : atom_chemtech@yahoo.co.th

WATER ANALYSIS REPORT

CUSTOMER NAME : CHANALAI FLORA RESORT DATE OF SAMPLING : FEBRUARY 2, 2023
REPORT NO. : ATOM 66/0152-2 DATE OF RECEIVING : FEBRUARY 3, 2023
ATTN : CHIEF ENGINEER DATE OF ANYLYSIS : FEBRUARY 24, 2023
CC : PURCHASE DATE OF REPORT : FEBRUARY 25, 2023

PARAMETERS	UNITS	ANALYSIS METHOD	RESULT OF ANALYSIS				STANDARD
			1	2	3	4	
SAMPLING NAME					สระว่ายนํ้า A	นํ้าสระว่ายนํ้า B	STANDARD
SAMPLING TIME					13.25 น.	13.25 น.	SWIMMING POOL
ANALYSIS NO.					66/0152-2	66/0152-2	
1. APPEARANCE	-				ใส	ใส	ใส
2. PH	-	PH METER			7.6	7.6	7.2-7.6
3. RESIDUALCHLORINE	mg/l.	ORTHOTOLIDNIE			1.5	1.5	1.0-3.0
4. TOTAL HARDNESS	mg/l.	EDTA TITRATION			164	107	200-400
5. CHLORIDE	mg/l.	ARGENTROMETRIC			349	298	-
6. TDS	mg/l.	ELECTRICAL TDS			1426	1679	1000-2000
7. CONDUCTIVITY	µs/cm.	ELECTRICAL CONDUTIVITY			2,549	2,465	-
8. M-ALK	mg/l.	HCL TITRATION			89	94	80-100
9. P-ALK	mg/l.	HCL TITRATION			-	-	-
10. BICARBONATE	mg/l.	CALCULATION			89	94	-
11. IRON	mg/l.	IRON METER			0	0	-
12.CYANURIC ACID	mg/l.				10	8	30-50

STANDARD SWIMMING POOL : มาตรฐานของ NATIONAL SPA & POOL INSTITUTE (NSPI)PHYSICAL APPEARANCE : นํ้าสระว่ายนํ้า คุณภาพนํ้าอยู่ในเกณฑ์มาตรฐานWATER QUALITY :RECOMMEND :


ANALYSIS REPORTED REFER TO SUBMITTED SAMPLES ONLY

Analyzed By: _____

SANTIKORN THEPPOONPHON
(TECHNICAL SALES)

Approved By : _____

KRIENGKRAI SIMMA
(B.Sc.ENVIRONMENTAL TECHNOLOGY)

**ATOM CHEMTECH CO., LTD.**

65/14 Moo.1, Tambol Kohkaew, Amphur Muang, Phuket 83000. THAILAND

Tel. (085) 8880036, (085) 8120036, (085) 8340036, (085) 8170038 Fax. (076) 630036

E-mail : atom_chemtech@yahoo.co.th

WATER ANALYSIS REPORT

CUSTOMER NAME : CHANALAI FLORA RESORT DATE OF SAMPLING : MARCH 2, 2023
REPORT NO. : ATOM 66/0202-2 DATE OF RECEIVING : MARCH 3, 2023
ATTN : CHIEF ENGINEER DATE OF ANYLYSIS : MARCH 24, 2023
CC : PURCHASE DATE OF REPORT : MARCH 25, 2023

PARAMETERS	UNITS	ANALYSIS METHOD	RESULT OF ANALYSIS				STANDARD
			1	2	3	4	
SAMPLING NAME					สระว่ายน้ำ A	น้ำสระว่ายน้ำ B	STANDARD
SAMPLING TIME					13.25 น.	13.25 น.	SWIMMING POOL
ANALYSIS NO.					66/0202-2	66/0202-2	
1. APPEARANCE	-				ใส	ใส	ใส
2. PH	-	PH METER			7.6	7.6	7.2-7.6
3. RESIDUALCHLORINE	mg/l.	ORTHOTOLIDNIE			3.0	3.0	1.0-3.0
4. TOTAL HARDNESS	mg/l.	EDTA TITRATION			156	113	200-400
5. CHLORIDE	mg/l.	ARGENTROMETRIC			380	306	-
6. TDS	mg/l.	ELECTRICAL TDS			1423	1589	1000-2000
7. CONDUCTIVITY	µs/cm.	ELECTRICAL CONDUTIVITY			2,501	2,420	-
8. M-ALK	mg/l.	HCL TITRATION			90	95	80-100
9. P-ALK	mg/l.	HCL TITRATION			-	-	-
10. BICARBONATE	mg/l.	CALCULATION			90	95	-
11. IRON	mg/l.	IRON METER			0	0	-
12.CYANURIC ACID	mg/l.				10	8	30-50

STANDARD SWIMMING POOL : มาตรฐานของ NATIONAL SPA & POOL INSTITUTE (NSPI)PHYSICAL APPEARANCE : น้ำสระว่ายน้ำ คุณภาพน้ำอยู่ในเกณฑ์มาตรฐานWATER QUALITY :RECOMMEND :

ANALYSIS REPORTED REFER TO SUBMITTED SAMPLES ONLY

Analyzed By: _____

SANTIKORN THEPPOONPHON
(TECHNICAL SALES)

Approved By : _____

KRIENGKRAI SIMMA
(B.Sc.ENVIRONMENTAL TECHNOLOGY)

**ATOM CHEMTECH CO., LTD.**

65/14 Moo.1, Tambol Kohkaew, Amphur Muang, Phuket 83000. THAILAND

Tel. (085) 8880036, (085) 8120036, (085) 8340036, (085) 8170038 Fax. (076) 630036

E-mail : atom_chemtech@yahoo.co.th

WATER ANALYSIS REPORT

CUSTOMER NAME : CHANALAI FLORA RESORT DATE OF SAMPLING : APRIL 4, 2023
REPORT NO. : ATOM 66/0282-2 DATE OF RECEIVING : APRIL 5, 2023
ATTN : CHIEF ENGINEER DATE OF ANYLYSIS : APRIL 27, 2023
CC : PURCHASE DATE OF REPORT : APRIL 28, 2023

PARAMETERS	UNITS	ANALYSIS METHOD	RESULT OF ANALYSIS				STANDARD
			1	2	3	4	
SAMPLING NAME					สระว่ายนํ้า A	นํ้าสระว่ายนํ้า B	STANDARD
SAMPLING TIME					13.25 น.	13.25 น.	SWIMMING POOL
ANALYSIS NO.					66/0282-2	66/0282-2	
1. APPEARANCE	-				ใส	ใส	ใส
2. PH	-	PH METER			7.6	7.6	7.2-7.6
3. RESIDUALCHLORINE	mg/l.	ORTHOTOLIDNIE			1.5	1.5	1.0-3.0
4. TOTAL HARDNESS	mg/l.	EDTA TITRATION			145	135	200-400
5. CHLORIDE	mg/l.	ARGENTROMETRIC			372	325	-
6. TDS	mg/l.	ELECTRICAL TDS			1465	1598	1000-2000
7. CONDUCTIVITY	µs/cm.	ELECTRICAL CONDUTIVITY			2,315	2,426	-
8. M-ALK	mg/l.	HCL TITRATION			92	96	80-100
9. P-ALK	mg/l.	HCL TITRATION			-	-	-
10. BICARBONATE	mg/l.	CALCULATION			92	96	-
11. IRON	mg/l.	IRON METER			0	0	-
12.CYANURIC ACID	mg/l.				10	8	30-50

STANDARD SWIMMING POOL : มาตรฐานของ NATIONAL SPA & POOL INSTITUTE (NSPI)PHYSICAL APPEARANCE : นํ้าสระว่ายนํ้า คุณภาพนํ้าอยู่ในเกณฑ์มาตรฐานWATER QUALITY :RECOMMEND :


ANALYSIS REPORTED REFER TO SUBMITTED SAMPLES ONLY

Analyzed By: _____

SANTIKORN THEPPOONPHON
(TECHNICAL SALES)

Approved By : _____

KRIENGKRAI SIMMA
(B.Sc.ENVIRONMENTAL TECHNOLOGY)

**ATOM CHEMTECH CO., LTD.**

65/14 Moo.1, Tambol Kohkaew, Amphur Muang, Phuket 83000. THAILAND

Tel. (085) 8880036, (085) 8120036, (085) 8340036, (085) 8170038 Fax. (076) 630036

E-mail : atom_chemtech@yahoo.co.th

WATER ANALYSIS REPORT

CUSTOMER NAME : CHANALAI FLORA RESORT DATE OF SAMPLING : MAY 4, 2023
REPORT NO. : ATOM 66/0382-2 DATE OF RECEIVING : MAY 5, 2023
ATTN : CHIEF ENGINEER DATE OF ANYLYSIS : MAY 29, 2023
CC : PURCHASE DATE OF REPORT : MAY 30, 2023

PARAMETERS	UNITS	ANALYSIS METHOD	RESULT OF ANALYSIS				STANDARD
			1	2	3	4	
SAMPLING NAME					สระว่ายน้ำ A	น้ำสระว่ายน้ำ B	STANDARD
SAMPLING TIME					13.25 น.	13.25 น.	SWIMMING POOL
ANALYSIS NO.					66/0382-2	66/0382-2	
1. APPEARANCE	-				ใส	ใส	ใส
2. PH	-	PH METER			7.6	7.6	7.2-7.6
3. RESIDUAL CHLORINE	mg/l.	ORTHOTOLIDINE			1.5	1.5	1.0-3.0
4. TOTAL HARDNESS	mg/l.	EDTA TITRATION			159	160	200-400
5. CHLORIDE	mg/l.	ARGENTOMETRIC			398	365	-
6. TDS	mg/l.	ELECTRICAL TDS			1568	1689	1000-2000
7. CONDUCTIVITY	µs/cm.	ELECTRICAL CONDUCTIVITY			2,496	2,576	-
8. M-ALK	mg/l.	HCL TITRATION			98	95	80-100
9. P-ALK	mg/l.	HCL TITRATION			-	-	-
10. BICARBONATE	mg/l.	CALCULATION			98	95	-
11. IRON	mg/l.	IRON METER			0	0	-
12. CYANURIC ACID	mg/l.				11	13	30-50

STANDARD SWIMMING POOL : มาตรฐานของ NATIONAL SPA & POOL INSTITUTE (NSPI)PHYSICAL APPEARANCE : น้ำสระว่ายน้ำ คุณภาพน้ำอยู่ในเกณฑ์มาตรฐานWATER QUALITY :RECOMMEND :


ANALYSIS REPORTED REFER TO SUBMITTED SAMPLES ONLY

Analyzed By: _____

SANTIKORN THEPPOONPHON
(TECHNICAL SALES)

Approved By: _____

KRIENGKRAI SIMMA
(B.Sc. ENVIRONMENTAL TECHNOLOGY)

**ATOM CHEMTECH CO., LTD.**

65/14 Moo.1, Tambol Kohkaew, Amphur Muang, Phuket 83000. THAILAND

Tel. (085) 8880036, (085) 8120036, (085) 8340036, (085) 8170038 Fax. (076) 630036

E-mail : atom_chemtech@yahoo.co.th

WATER ANALYSIS REPORT

CUSTOMER NAME : CHANALAI FLORA RESORT DATE OF SAMPLING : JUNE 1, 2023
REPORT NO. : ATOM 66/0452-2 DATE OF RECEIVING : JUNE 2, 2023
ATTN : CHIEF ENGINEER DATE OF ANYLYSIS : JUNE 28, 2023
CC : PURCHASE DATE OF REPORT : JUNE 29, 2023

PARAMETERS	UNITS	ANALYSIS METHOD	RESULT OF ANALYSIS				STANDARD
			1	2	3	4	
SAMPLING NAME					สระว่ายนํ้า A	นํ้าสระว่ายนํ้า B	STANDARD
SAMPLING TIME					13.25 น.	13.25 น.	SWIMMING POOL
ANALYSIS NO.					66/0452-2	66/0452-2	
1. APPEARANCE	-				ใส	ใส	ใส
2. PH	-	PH METER			7.6	7.6	7.2-7.6
3. RESIDUALCHLORINE	mg/l.	ORTHOTOLIDNIE			1.5	1.5	1.0-3.0
4. TOTAL HARDNESS	mg/l.	EDTA TITRATION			135	173	200-400
5. CHLORIDE	mg/l.	ARGENTROMETRIC			406	398	-
6. TDS	mg/l.	ELECTRICAL TDS			1596	1701	1000-2000
7. CONDUCTIVITY	µs/cm.	ELECTRICAL CONDUTIVITY			2,496	2,765	-
8. M-ALK	mg/l.	HCL TITRATION			90	94	80-100
9. P-ALK	mg/l.	HCL TITRATION			-	-	-
10. BICARBONATE	mg/l.	CALCULATION			90	94	-
11. IRON	mg/l.	IRON METER			0	0	-
12.CYANURIC ACID	mg/l.				9	10	30-50

STANDARD SWIMMING POOL : มาตรฐานของ NATIONAL SPA & POOL INSTITUTE (NSPI)PHYSICAL APPEARANCE : นํ้าสระว่ายนํ้า คุณภาพนํ้าอยู่ในเกณฑ์มาตรฐานWATER QUALITY :RECOMMEND :

ANALYSIS REPORTED REFER TO SUBMITTED SAMPLES ONLY

Analyzed By: _____

SANTIKORN THEPPOONPHON
(TECHNICAL SALES)

Approved By : _____

KRIENGKRAI SIMMA
(B.Sc.ENVIRONMENTAL TECHNOLOGY)

**ATOM CHEMTECH CO., LTD.**

65/14 Moo.1, Tambol Kohkaew, Amphur Muang, Phuket 83000. THAILAND

Tel. (085) 8880036, (085) 8120036, (085) 8340036, (085) 8170038 Fax. (076) 630036

E-mail : atom_chemtech@yahoo.co.th

WATER ANALYSIS REPORT

CUSTOMER NAME : CHANALAI FLORA RESORT DATE OF SAMPLING : JULY 6, 2023
REPORT NO. : ATOM 66/0502-2 DATE OF RECEIVING : JULY 7, 2023
ATTN : CHIEF ENGINEER DATE OF ANYLYSIS : JULY 28, 2023
CC : PURCHASE DATE OF REPORT : JULY 29, 2023

PARAMETERS	UNITS	ANALYSIS METHOD	RESULT OF ANALYSIS				STANDARD
			1	2	3	4	
SAMPLING NAME					สระว่ายน้ำ A	น้ำสระว่ายน้ำ B	STANDARD
SAMPLING TIME					13.25 น.	13.25 น.	SWIMMING POOL
ANALYSIS NO.					66/0502-2	66/0502-2	
1. APPEARANCE	-				ใส	ใส	ใส
2. PH	-	PH METER			7.6	7.6	7.2-7.6
3. RESIDUAL CHLORINE	mg/l.	ORTHOTOLIDINE			1.5	1.5	1.0-3.0
4. TOTAL HARDNESS	mg/l.	EDTA TITRATION			145	197	200-400
5. CHLORIDE	mg/l.	ARGENTOMETRIC			416	376	-
6. TDS	mg/l.	ELECTRICAL TDS			1597	1698	1000-2000
7. CONDUCTIVITY	µs/cm.	ELECTRICAL CONDUCTIVITY			2,487	2,698	-
8. M-ALK	mg/l.	HCL TITRATION			92	91	80-100
9. P-ALK	mg/l.	HCL TITRATION			-	-	-
10. BICARBONATE	mg/l.	CALCULATION			92	91	-
11. IRON	mg/l.	IRON METER			0	0	-
12. CYANURIC ACID	mg/l.				11	14	30-50

STANDARD SWIMMING POOL : มาตรฐานของ NATIONAL SPA & POOL INSTITUTE (NSPI)PHYSICAL APPEARANCE : น้ำสระว่ายน้ำ คุณภาพน้ำอยู่ในเกณฑ์มาตรฐานWATER QUALITY :RECOMMEND :


ANALYSIS REPORTED REFER TO SUBMITTED SAMPLES ONLY

Analyzed By: _____

SANTIKORN THEPPOONPHON
(TECHNICAL SALES)

Approved By: _____

KRIENGKRAI SIMMA
(B.Sc. ENVIRONMENTAL TECHNOLOGY)

**ATOM CHEMTECH CO., LTD.**

65/14 Moo.1, Tambol Kohkaew, Amphur Muang, Phuket 83000. THAILAND

Tel. (085) 8880036, (085) 8120036, (085) 8340036, (085) 8170038 Fax. (076) 630036

E-mail : atom_chemtech@yahoo.co.th

WATER ANALYSIS REPORT

CUSTOMER NAME : CHANALAI FLORA RESORT DATE OF SAMPLING : AUGUST 4, 2023
REPORT NO. : ATOM 66/0555-2 DATE OF RECEIVING : AUGUST 5, 2023
ATTN : CHIEF ENGINEER DATE OF ANYLYSIS : AUGUST 25, 2023
CC : PURCHASE DATE OF REPORT : AUGUST 26, 2023

PARAMETERS	UNITS	ANALYSIS METHOD	RESULT OF ANALYSIS				STANDARD
			1	2	3	4	
SAMPLING NAME					สระว่ายนํ้า A	นํ้าสระว่ายนํ้า B	STANDARD
SAMPLING TIME					13.25 น.	13.25 น.	SWIMMING POOL
ANALYSIS NO.					66/0555-2	66/0555-2	
1. APPEARANCE	-				ใส	ใส	ใส
2. PH	-	PH METER			7.6	7.6	7.2-7.6
3. RESIDUALCHLORINE	mg/l.	ORTHOTOLIDNIE			1.5	1.5	1.0-3.0
4. TOTAL HARDNESS	mg/l.	EDTA TITRATION			138	186	200-400
5. CHLORIDE	mg/l.	ARGENTROMETRIC			429	397	-
6. TDS	mg/l.	ELECTRICAL TDS			1642	1598	1000-2000
7. CONDUCTIVITY	µs/cm.	ELECTRICAL CONDUTIVITY			2,489	2,519	-
8. M-ALK	mg/l.	HCL TITRATION			95	99	80-100
9. P-ALK	mg/l.	HCL TITRATION			-	-	-
10. BICARBONATE	mg/l.	CALCULATION			95	99	-
11. IRON	mg/l.	IRON METER			0	0	-
12.CYANURIC ACID	mg/l.				15	22	30-50

STANDARD SWIMMING POOL : มาตรฐานของ NATIONAL SPA & POOL INSTITUTE (NSPI)PHYSICAL APPEARANCE : นํ้าสระว่ายนํ้า คุณภาพนํ้าอยู่ในเกณฑ์มาตรฐานWATER QUALITY :RECOMMEND :


ANALYSIS REPORTED REFER TO SUBMITTED SAMPLES ONLY

Analyzed By: _____

SANTIKORN THEPPOONPHON
(TECHNICAL SALES)

Approved By : _____

KRIENGKRAI SIMMA
(B.Sc.ENVIRONMENTAL TECHNOLOGY)

**ATOM CHEMTECH CO., LTD.**

65/14 Moo.1, Tambol Kohkaew, Amphur Muang, Phuket 83000. THAILAND

Tel. (085) 8880036, (085) 8120036, (085) 8340036, (085) 8170038 Fax. (076) 630036

E-mail : atom_chemtech@yahoo.co.th

WATER ANALYSIS REPORT

CUSTOMER NAME : CHANALAI FLORA RESORT DATE OF SAMPLING : SEPTEMBER 4, 2023
REPORT NO. : ATOM 66/0605-2 DATE OF RECEIVING : SEPTEMBER 5, 2023
ATTN : CHIEF ENGINEER DATE OF ANYLYSIS : SEPTEMBER 25, 2023
CC : PURCHASE DATE OF REPORT : SEPTEMBER 26, 2023

PARAMETERS	UNITS	ANALYSIS METHOD	RESULT OF ANALYSIS				STANDARD
			1	2	3	4	
SAMPLING NAME					สระว่ายนํ้า A	นํ้าสระว่ายนํ้า B	STANDARD
SAMPLING TIME					13.25 น.	13.25 น.	SWIMMING POOL
ANALYSIS NO.					66/0605-2	66/0605-2	
1. APPEARANCE	-				ใส	ใส	ใส
2. PH	-	PH METER			7.6	7.6	7.2-7.6
3. RESIDUALCHLORINE	mg/l.	ORTHOTOLIDNIE			1.5	1.5	1.0-3.0
4. TOTAL HARDNESS	mg/l.	EDTA TITRATION			112	154	200-400
5. CHLORIDE	mg/l.	ARGENTROMETRIC			419	379	-
6. TDS	mg/l.	ELECTRICAL TDS			1726	1604	1000-2000
7. CONDUCTIVITY	µs/cm.	ELECTRICAL CONDUTIVITY			2,379	2,649	-
8. M-ALK	mg/l.	HCL TITRATION			92	98	80-100
9. P-ALK	mg/l.	HCL TITRATION			-	-	-
10. BICARBONATE	mg/l.	CALCULATION			92	98	-
11. IRON	mg/l.	IRON METER			0	0	-
12.CYANURIC ACID	mg/l.				15	22	30-50

STANDARD SWIMMING POOL : มาตรฐานของ NATIONAL SPA & POOL INSTITUTE (NSPI)PHYSICAL APPEARANCE : นํ้าสระว่ายนํ้า คุณภาพนํ้าอยู่ในเกณฑ์มาตรฐานWATER QUALITY :RECOMMEND :


ANALYSIS REPORTED REFER TO SUBMITTED SAMPLES ONLY

Analyzed By: _____

SANTIKORN THEPPOONPHON
(TECHNICAL SALES)

Approved By : _____

KRIENGKRAI SIMMA
(B.Sc.ENVIRONMENTAL TECHNOLOGY)

**ATOM CHEMTECH CO., LTD.**

65/14 Moo.1, Tambol Kohkaew, Amphur Muang, Phuket 83000. THAILAND

Tel. (085) 8880036, (085) 8120036, (085) 8340036, (085) 8170038 Fax. (076) 630036

E-mail : atom_chemtech@yahoo.co.th

WATER ANALYSIS REPORT

CUSTOMER NAME : CHANALAI FLORA RESORT DATE OF SAMPLING : October 5, 2023
REPORT NO. : ATOM 66/0698 DATE OF RECEIVING : October 5, 2023
ATTN : CHIEF ENGINEER DATE OF ANYLYSIS : October 6, 2023
CC : PURCHASE DATE OF REPORT : October 12, 2023

PARAMETERS	UNITS	ANALYSIS METHOD	RESULT OF ANALYSIS				STANDARD
			1	2	3	4	
SAMPLING NAME					สระว่ายน้ำ A	น้ำสระว่ายน้ำ B	STANDARD
SAMPLING TIME					13.25 น.	13.25 น.	SWIMMING POOL
ANALYSIS NO.					66/0698-2	66/0698-3	
1. APPEARANCE	-				ใส	ใส	ใส
2. PH	-	PH METER			7.4	7.6	7.2-7.6
3. RESIDUALCHLORINE	mg/l.	ORTHOTOLIDNIE			1.5	1.0	1.0-3.0
4. TOTAL HARDNESS	mg/l.	EDTA TITRATION			212	236	200-400
5. CHLORIDE	mg/l.	ARGENTROMETRIC			276	268	-
6. TDS	mg/l.	ELECTRICAL TDS			1246	1352	1000-2000
7. CONDUCTIVITY	µs/cm.	ELECTRICAL CONDUTIVITY			2,492	2,702	-
8. M-ALK	mg/l.	HCL TITRATION			94	98	80-100
9. P-ALK	mg/l.	HCL TITRATION			-	-	-
10. BICARBONATE	mg/l.	CALCULATION			94	98	-
11. IRON	mg/l.	IRON METER			0	0	-
12.CYANURIC ACID	mg/l.				32	34	30-50

STANDARD SWIMMING POOL : มาตรฐานของ NATIONAL SPA & POOL INSTITUTE (NSPI)PHYSICAL APPEARANCE : น้ำสระว่ายน้ำ คุณภาพน้ำอยู่ในเกณฑ์มาตรฐานWATER QUALITY :RECOMMEND :

ANALYSIS REPORTED REFER TO SUBMITTED SAMPLES ONLY

Analyzed By: _____

SANTIKORN THEPPHOONPHON
(TECHNICAL SALES)

Approved By : _____

KRIENGKRAI SIMMA
(B.Sc.ENVIRONMENTAL TECHNOLOGY)

บันทึกผลการตรวจสอบปริมาณคลอรีน และความเป็นกรด-ด่าง ของน้ำในสระว่ายน้ำ



Chanalai Flora Resort

Engineering Log Sheet of January 2023

The Swimming Pool Afternoon Check

A : Auto

M : Manually

O : Off

Location	System	Name	1	2	3	4	5	6	7	8	9	10	11	12	13	14	15	
Pool A	Swimming Filter pump	Pump 1	O	O	O	O	O	O	O	O	O	O	O	O	O	O	O	
	Swimming Filter pump	Pump 2	M	M	M	M	M	M	M	M	M	M	M	M	M	M	M	
	Jacuzzi pump	Pump 1	O	O	O	O	O	O	O	O	O	O	O	O	O	O	O	
	Light in the pool		M	M	M	M	M	M	M	M	M	M	M	M	M	M	M	
	P/H	in the pool	7.80	7.60	7.80	7.80	7.20	7.20	7.80	7.80	7.20	7.20	7.20	7.20	7.20	7.20	7.60	
	C/L	in the pool	3.00	3.00	3.00	3.00	0.50	3.00	3.00	3.00	3.00	3.00	3.00	1.50	1.50	3.00	3.00	
	water level	tank	1.20m	1.20m	1.20m	1.20m	1.20m	1.20m	1.20m	1.20m	1.20m	1.20m	1.20m	1.20m	1.20m	1.20m	1.20m	
Pool B	Swimming Filter pump	Pump 1	M	M	M	M	M	M	M	M	M	M	M	M	M	M	M	
	Watertall Pump	Pump 1	A	A	A	A	A	A	A	A	A	A	M	M	M	M	M	
	Light in the pool		A	A	A	A	A	A	A	A	A	A	A	A	A	A	A	
	P/H	in the pool	7.80	7.80	7.30	7.30	7.80	7.80	7.30	7.30	7.80	7.80	7.60	7.80	7.80	7.60	7.60	
	C/L	in the pool	3.00	1.50	1.50	1.50	0.50	1.50	1.50	1.50	1.50	1.50	1.50	0.30	0.30	1.50	1.50	
	water level	tank	90cm	90cm	90cm	90cm	70cm	80cm	90cm	90cm	90cm	90cm	90cm	50cm	50cm	90cm	90cm	
Check by			Black	Black	Black	Black	Jack	Jack	Black	Black	Black	Black	Black	Jack	Jack	Black	Black	
time			15.00	15.00	15.30	15.30	16.30	16.30	15.30	15.30	15.30	15.30	15.30	15.30	15.30	15.30	15.30	
Location	System	Name	16	17	18	19	20	21	22	23	24	25	26	27	28	29	30	31
Pool A	Swimming Filter pump	Pump 1	O	O	O	O	O	O	O	O	O	O	O	O	O	O	O	O
	Swimming Filter pump	Pump 2	M	M	M	M	M	M	M	M	M	M	M	M	M	M	M	M
	Jacuzzi pump	Pump 1	O	O	O	O	O	O	O	O	O	O	O	O	O	O	O	O
	Light in the pool		M	M	M	M	M	M	M	M	M	M	M	M	M	M	M	M
	P/H	in the pool	7.80	7.20	7.60	7.60	7.60	7.60	7.20	7.20	7.20	7.20	7.60	7.80	7.80	7.60	7.80	7.80
	C/L	in the pool	1.00	1.50	1.50	3.00	3.00	3.00	3.00	3.00	3.00	1.50	3.00	3.00	3.00	3.00	3.00	3.00
	water level	tank	1.20m	1.20m	1.20m	1.20m	1.20m	1.20m	1.20m	1.20m	1.20m	1.20m	1.20m	1.20m	1.20m	1.20m	1.20m	1.20m
Pool B	Swimming Filter pump	Pump 1	M	M	M	M	M	M	M	M	M	M	M	M	M	M	M	M
	Waterfall Pump	Pump 1	M	M	M	M	M	M	M	M	M	M	M	M	M	M	M	M
	Light in the pool		A	A	A	A	A	A	A	A	A	A	A	A	A	A	A	A
	P/H	in the pool	7.60	8.20	7.80	7.80	7.80	7.80	7.80	7.80	7.80	8.20	7.80	7.80	7.80	7.80	8.20	7.80
	C/L	in the pool	1.50	1.00	1.00	1.50	3.00	3.00	3.00	3.00	3.00	1.00	0.50	3.00	3.00	3.00	1.00	0.50
	water level	tank	90cm	90cm	90cm	90cm	90cm	90cm	90cm	90cm	90cm	90cm	90cm	90cm	90cm	90cm	90cm	90cm
Check by			Sun	Sun	Sun	Jack	Jack	Sun	Sun	Sam	Sun	Sun	Sun	Dew	Dew	Sun	Sun	Sun
time			17.00	17.00	17.00	16.30	16.30	16.30	16.30	16.00	16.30	17.00	17.00	18.00	18.00	17.00	17.00	18.00



Chanalai Flora Resort

Engineering Log Sheet of January 2023

The Swimming Pool Night Check

A : Auto

M : Manually

O : Off

Location	System	Name	1	2	3	4	5	6	7	8	9	10	11	12	13	14	15	
Pool A	Swimming Filter pump	Pump 1	O	O	O	O	O	O	O	O	O	O	O	O	O	O	O	
	Swimming Filter pump	Pump 2	M	M	M	M	M	M	M	M	M	M	M	M	M	M	M	
	Jacuzzi pump	Pump 1	O	O	O	O	O	O	O	O	O	O	O	O	O	O	O	
	Light in the pool		M	M	M	M	M	M	M	M	M	M	M	M	M	M	M	
	P/H	in the pool	7.8	7.8	7.8	7.8	7.8	7.8	7.8	7.8	7.8	7.8	7.8	7.8	7.8	7.8	7.8	
	C/L	in the pool	3.0	3.0	3.0	3.0	3.0	3.0	3.0	3.0	3.0	3.0	3.0	3.0	3.0	3.0	3.0	
	water level	tank	120cm	120cm	120cm	120cm	120cm	120cm	120cm	120cm	120cm	120cm	120cm	120cm	120cm	120cm	120cm	
Pool B	Swimming Filter pump	Pump 1	M	M	M	M	M	M	M	M	M	M	M	M	M	M	M	
	Waternall Pump	Pump 1	A	A	A	A	A	A	A	A	A	A	A	A	A	A	A	
	Light in the pool	Pump 1	A	A	A	A	A	A	A	A	A	A	A	A	A	A	A	
	P/H	in the pool	7.8	7.8	7.8	7.8	7.8	7.8	7.8	7.8	7.8	7.8	7.8	7.8	7.8	7.8	7.8	
	C/L	in the pool	3.0	3.0	3.0	3.0	3.0	3.0	3.0	3.0	3.0	3.0	3.0	3.0	3.0	3.0	3.0	
	water level	tank	50cm	90cm	90cm	90cm	90cm	90cm	90cm	90cm	90cm	90cm	90cm	90cm	90cm	90cm	90cm	
Check by			Dew	Dew	Jack	Dew	Dew	Dew	Dew	Sam	Dew	Dew	Dew	Dew	Dew	Dew	Dew	
time			24.00	24.00	1.30	24.00	24.00	24.00	24.00	1.00	24.00	24.00	24.00	24.00	24.00	24.00	24.00	
Location	System	Name	16	17	18	19	20	21	22	23	24	25	26	27	28	29	30	31
Pool A	Swimming Filter pump	Pump 1	O	O	O	O	O	O	O	O	O	O	O	O	O	O	O	O
	Swimming Filter pump	Pump 2	M	M	M	M	M	M	M	M	M	M	M	M	M	M	M	M
	Jacuzzi pump	Pump 1	O	O	O	O	O	O	O	O	O	O	O	O	O	O	O	O
	Light in the pool		M	M	M	M	M	M	M	M	M	M	M	M	M	M	M	M
	P/H	in the pool	7.8	7.6	7.6	7.8	7.6	7.6	7.6	7.6	7.6	7.6	7.8	8.2	8.2	7.8	7.6	7.6
	C/L	in the pool	3.0	3.0	3.0	3.0	3.0	3.0	3.0	3.0	3.0	3.0	3.0	3.0	3.0	3.0	3.0	3.0
	water level	tank	120cm	120cm	120cm	120cm	120cm	120cm	120cm	120cm	120cm	120cm	120cm	120cm	120cm	120cm	120cm	120cm
Pool B	Swimming Filter pump	Pump 1	M	M	M	M	M	M	M	M	M	M	M	M	M	M	M	M
	Waternall Pump	Pump 1	A	A	A	A	A	A	A	A	A	A	A	A	A	A	A	A
	Light in the pool		A	A	A	A	A	A	A	A	A	A	A	A	A	A	A	A
	P/H	in the pool	7.8	7.8	7.8	7.8	7.8	7.8	7.6	7.6	7.6	7.8	7.8	8.2	8.2	7.8	7.6	7.6
	C/L	in the pool	3.0	3.0	3.0	3.0	3.0	3.0	3.0	3.0	3.0	3.0	3.0	3.0	3.0	3.0	3.0	3.0
	water level	tank	90cm	90cm	90cm	90cm	90cm	90cm	90cm	90cm	90cm	90cm	90cm	90cm	50cm	50cm	90cm	90cm
Check by			Black	Black	Black	Sam	Black	Black	Black	Black	Black	Black	Jack	Sun	Black	Black	Black	Black
time			24.00	24.30	24.30	24.30	24.30	24.30	24.30	24.30	24.30	24.30	1.30	1.00	0.30	24.00	24.00	24.30



A : Auto
M : Manually
O : Off

[illegible]



Chanalai Flora Resort

Engineering Log Sheet of February 2023

The Swimming Pool Afternoon Check

A : Auto

M : Manually

O : Off

Location	System	Name	1	2	3	4	5	6	7	8	9	10	11	12	13	14	15	
Pool A	Swimming Filter pump	Pump 1	O	O	O	O	O	O	O	O	O	O	O	O	O	O	O	
	Swimming Filter pump	Pump 2	M	M	M	M	M	M	M	M	M	M	M	M	M	M	M	
	Jacuzzi pump	Pump 1	O	O	O	O	O	O	O	O	O	O	O	O	O	O	O	
	Light in the pool		M	M	M	M	M	M	M	M	M	M	M	M	M	M	M	
	P/H	in the pool	7.80	7.80	7.80	7.80	7.80	7.80	7.80	7.80	7.80	7.80	7.80	7.80	7.80	7.80	7.80	
	C/L	in the pool	3.00	3.00	3.00	3.00	3.00	3.00	3.00	3.00	3.00	3.00	3.00	1.00	1.00	1.00	3.00	
	water level	tank	1.20m	1.20m	1.20m	1.20m	1.20m	1.20m	1.20m	1.20m	1.20m	1.20m	1.20m	1.20m	1.20m	1.20m	1.20m	
Pool B	Swimming Filter pump	Pump 1	M	M	M	M	M	M	M	M	M	M	M	M	M	M	M	
	Watertall Pump	Pump 1	A	A	A	A	A	A	A	A	A	A	A	A	A	A	A	
	Light in the pool		A	A	A	A	A	A	A	A	A	A	A	A	A	A	A	
	P/H	in the pool	7.80	7.80	7.80	7.80	7.80	7.80	7.80	7.80	7.80	7.80	7.80	7.80	7.80	7.80	7.80	
	C/L	in the pool	3.00	3.00	3.00	3.00	3.00	3.00	3.00	3.00	3.00	3.00	3.00	3.00	3.00	3.00	3.00	
	water level	tank	90cm	90cm	90cm	90cm	90cm	90cm	90cm	90cm	90cm	90cm	90cm	90cm	90cm	50cm	60cm	90cm
Check by			Dew	Dew	Dew	Dew	Black	Black	Dew	Dew	Dew	Dew	Dew	Dew	Black	Dew	Sun	
time			15.00	18.10	18.10	18.10	18.30	15.30	18.10	18.10	18.10	18.10	18.10	18.10	15.30	18.10	15.30	
Location	System	Name	16	17	18	19	20	21	22	23	24	25	26	27	28	29	30	31
Pool A	Swimming Filter pump	Pump 1	O	O	O	O	O	O	O	O	O	O	O	O	O			
	Swimming Filter pump	Pump 2	M	M	M	M	M	M	M	M	M	M	M	M	M			
	Jacuzzi pump	Pump 1	O	O	O	O	O	O	O	O	O	O	O	O	O			
	Light in the pool		M	M	M	M	M	M	M	M	M	M	M	M	M			
	P/H	in the pool	7.60	7.80	7.80	7.60	7.60	7.00	7.20	7.20	7.80	7.80	7.60	7.60	7.60			
	C/L	in the pool	0.50	3.00	3.00	1.00	1.00	0.50	0.50	0.50	3.00	3.00	3.00	3.00	3.00			
	water level	tank	1.20m	1.20m	1.20m	1.20m	1.20m	1.20m	1.20m	1.20m	1.20m	1.20m	1.20m	1.20m	1.20m			
Pool B	Swimming Filter pump	Pump 1	M	M	M	M	M	M	M	M	M	M	M	M	M			
	Waterfall Pump	Pump 1	A	A	A	A	A	A	A	A	A	A	A	A	A			
	Light in the pool		A	A	A	A	A	A	A	A	A	A	A	A	A			
	P/H	in the pool	8.20	7.80	7.80	7.80	7.80	7.80	7.80	7.80	7.80	7.80	7.80	7.80	7.80			
	C/L	in the pool	1.00	3.00	3.00	3.00	3.00	1.50	0.50	0.50	3.00	3.00	3.00	3.00	1.00			
	water level	tank	50cm	30cm	30cm	50cm	70cm	50cm	60cm	70cm	30cm	90cm	90cm	70cm	60cm			
Check by			Sun	Jack	Sun	Sun	Sun	Sun	Sun	Sun	Jack	Jack	Sun	Sun	Sun			
time			15.30	15.30	15.30	15.30	15.30	15.30	15.30	15.30	15.30	15.30	17.00	17.00	17.00			

Chanalai Flora Resort

Engineering Log Sheet of February 2023

The Swimming Pool Night Check

A : Auto

M : Manually

0 : Off

[illegible]



Chanalai Flora Resort

Engineering Log Sheet of March 2023

The Swimming Pool Afternoon Check

A : Auto

M : Manually

O : Off

Location	System	Name	1	2	3	4	5	6	7	8	9	10	11	12	13	14	15	
Pool A	Swimming Filter pump	Pump 1	O	O	O	O	O	O	O	O	O	O	O	O	O	O	O	
	Swimming Filter pump	Pump 2	M	M	M	M	M	M	M	M	M	M	M	M	M	M	M	
	Jacuzzi pump	Pump 1	M	M	M	M	M	M	M	M	M	M	M	M	M	M	M	
	Light in the pool		M	M	M	M	M	M	M	M	M	M	M	M	M	M	M	
	P/H	in the pool	7.80	7.80	7.80	7.80	7.80	7.80	7.80	7.80	7.80	7.80	7.80	7.80	7.80	7.80	7.80	
	C/L	in the pool	3.00	3.00	3.00	3.00	3.00	3.00	3.00	1.00	1.00	1.00	3.00	3.00	3.00	3.00	3.00	
	water level	tank	1.20m	1.20m	1.20m	1.20m	1.20m	1.20m	1.20m	1.20m	1.20m	1.20m	1.20m	1.20m	1.20m	1.20m	1.20m	
Pool B	Swimming Filter pump	Pump 1	M	M	M	M	M	M	M	M	M	M	M	M	M	M	M	
	Watertall Pump	Pump 1	A	A	A	A	A	A	A	A	A	A	A	A	A	A	A	
	Light in the pool		A	A	A	A	A	A	A	A	A	A	A	A	A	A	A	
	P/H	in the pool	7.80	7.80	7.80	7.80	7.60	7.60	7.80	7.80	7.80	7.80	7.80	7.80	7.80	7.80	7.80	
	C/L	in the pool	3.00	1.00	3.00	3.00	3.00	0.50	3.00	3.00	3.00	3.00	3.00	3.00	3.00	3.00	3.00	
	water level	tank	90cm	90cm	90cm	90cm	40cm	70cm	70cm	70cm	90cm	90cm	90cm	90cm	30cm	90cm	90cm	
Check by			Dew	Dew	Dew	Dew	Jack	Jack	Dew	Dew	Dew	Dew	Dew	Dew	Jack	Dew	Dew	
time			15.00	15.00	15.00	15.00	17.30	17.30	18.00	18.00	18.00	18.00	18.00	18.00	18.00	18.00	18.00	
Location	System	Name	16	17	18	19	20	21	22	23	24	25	26	27	28	29	30	31
Pool A	Swimming Filter pump	Pump 1	O	O	O	O	O	O	O	O	O	O	O	O	O	O	O	O
	Swimming Filter pump	Pump 2	M	M	M	M	M	M	M	M	M	M	M	M	M	M	M	M
	Jacuzzi pump	Pump 1	M	M	M	M	M	M	M	M	M	M	M	M	M	M	M	M
	Light in the pool		M	M	M	M	M	M	M	M	M	M	M	M	M	M	M	M
	P/H	in the pool	7.80	7.80	7.80	7.80	7.80	7.80	7.80	7.80	7.80	7.80	7.80	7.80	7.80	7.80	7.80	7.80
	C/L	in the pool	3.00	3.00	3.00	3.00	3.00	3.00	3.00	3.00	3.00	3.00	3.00	3.00	3.00	3.00	3.00	3.00
	water level	tank	1.20m	1.20m	1.20m	1.20m	1.20m	1.20m	1.20m	1.20m	1.20m	1.20m	1.20m	1.20m	1.20m	1.20m	1.20m	1.20m
Pool B	Swimming Filter pump	Pump 1	M	M	M	M	M	M	M	M	M	M	M	M	M	M	M	M
	Waterfall Pump	Pump 1	A	A	A	A	A	A	A	A	A	A	A	A	A	A	A	A
	Light in the pool		A	A	A	A	A	A	A	A	A	A	A	A	A	A	A	A
	P/H	in the pool	7.80	7.80	7.80	7.80	7.80	7.80	7.80	7.80	7.80	7.80	7.80	7.80	7.80	7.80	7.80	7.80
	C/L	in the pool	3.00	3.00	3.00	3.00	3.00	1.00	1.00	3.00	3.00	3.00	3.00	3.00	3.00	3.00	0.50	1.50
	water level	tank	90cm	90cm	90cm	90cm	70cm	80cm	80cm	60cm	70cm	70cm	90cm	90cm	60cm	50cm	70cm	70cm
Check by			Black	Black	Black	Black	Jack	Sun	Sun	Jack	Jack	Jack	Sing	Sing	Sun	Sun	Jack	Jack
time			16.30	16.30	16.30	16.30	16.30	17.00	17.00	17.30	16.30	16.30	19.00	19.00	17.00	17.00	17.00	17.00

Chanalai Flora Resort

Engineering Log Sheet of March 2023

The Swimming Pool Night Check

A : Auto

M : Manually

0 : Off

[illegible]



Chanalai Flora Resort

Engineering Log Sheet of April 2023

The Swimming Pool Afternoon Check

A : Auto

M : Manually

O : Off

Location	System	Name	1	2	3	4	5	6	7	8	9	10	11	12	13	14	15	
Pool A	Swimming Filter pump	Pump 1	O	O	O	O	O	O	O	O	O	O	O	O	O	O	O	
	Swimming Filter pump	Pump 2	M	M	M	M	M	M	M	M	M	M	M	M	M	M	M	
	Jacuzzi pump	Pump 1	O	O	O	O	O	O	O	O	O	O	O	O	O	O	O	
	Light in the pool		M	M	M	M	M	M	M	M	M	M	M	M	M	M	M	
	P/H	in the pool	7.80	7.80	7.80	7.80	7.80	7.80	7.80	7.80	7.80	7.80	7.80	7.80	7.80	7.80	7.80	
	C/L	in the pool	3.00	3.00	3.00	3.00	3.00	3.00	3.00	3.00	3.00	3.00	3.00	3.00	3.00	1.00	3.00	
	water level	tank	1.20m	1.20m	1.20m	1.20m	1.20m	1.20m	1.20m	1.20m	1.20m	1.20m	1.20m	1.20m	1.20m	1.20m	1.20m	
Pool B	Swimming Filter pump	Pump 1	M	M	M	M	M	M	M	M	M	M	M	M	M	M	M	
	Watertall Pump	Pump 1	A	A	A	A	A	A	A	A	A	A	A	A	A	A	A	
	Light in the pool		A	A	A	A	A	A	A	A	A	A	A	A	A	A	A	
	P/H	in the pool	7.80	7.80	7.80	7.80	7.80	7.80	7.80	7.80	7.80	7.80	7.80	7.80	7.80	7.80	7.80	
	C/L	in the pool	3.00	3.00	0.50	0.50	3.00	3.00	3.00	3.00	2.00	2.00	2.00	3.00	3.00	0.50	2.00	
	water level	tank	90cm	90cm	90cm	90cm	90cm	90cm	90cm	90cm	90cm	90cm	90cm	90cm	90cm	90cm	80cm	90cm
Check by			Black	Black	Dew	Black	Dew	Black	Black	Black	Sam	Sam	Sam	Black	Sun	Sun	Sam	
time			15.00	15.00	18.00	16.30	18.30	16.30	16.30	16.30	18.00	17.00	17.00	16.30	16.30	17.30	17.00	
Location	System	Name	16	17	18	19	20	21	22	23	24	25	26	27	28	29	30	31
Pool A	Swimming Filter pump	Pump 1	O	O	O	O	O	O	O	O	O	O	O	O	O	O	O	
	Swimming Filter pump	Pump 2	M	M	M	M	M	M	M	M	M	M	M	M	M	M	M	
	Jacuzzi pump	Pump 1	O	O	O	O	O	O	O	O	O	O	O	O	O	O	O	
	Light in the pool		M	M	M	M	M	M	M	M	M	M	M	M	M	M	M	
	P/H	in the pool	7.80	7.80	7.80	7.80	7.80	7.80	7.80	7.80	7.80	7.80	7.80	7.80	7.80	7.80	7.80	
	C/L	in the pool	3.00	1.50	1.50	0.50	0.50	0.50	0.50	0.50	1.00	1.00	0.50	0.50	0.50	0.50	1.00	
	water level	tank	1.20m	1.20m	1.20m	1.20m	1.20m	1.20m	1.20m	1.20m	1.20m	1.20m	1.20m	1.20m	1.20m	1.20m	1.20m	
Pool B	Swimming Filter pump	Pump 1	M	M	M	M	M	M	M	M	M	M	M	M	M	M	M	
	Waterfall Pump	Pump 1	A	A	A	A	A	A	A	A	A	A	A	A	A	A	A	
	Light in the pool		A	A	A	A	A	A	A	A	A	A	A	A	A	A	A	
	P/H	in the pool	7.80	7.80	7.80	7.80	7.80	7.80	7.80	7.80	7.80	7.80	7.80	7.80	7.80	7.80	7.80	
	C/L	in the pool	0.50	0.50	0.50	0.50	0.50	0.50	0.50	0.50	1.00	1.00	1.50	1.50	1.50	1.50	1.00	
	water level	tank	90cm	50cm	70cm	70cm	70cm	70cm	70cm	70cm	70cm	70cm	70cm	80cm	80cm	80cm	70cm	
Check by			Sun	Sun	Sun	Sun	Sam	Sam	Sam	Sam	Sam	Sam	Sun	Sun	Dew	Sun	Sam	
time			17.00	17.00	17.00	17.00	18.00	18.00	18.00	18.00	19.00	19.00	18.00	18.00	18.30	18.30	19.00	



Chanalai Flora Resort

Engineering Log Sheet of April 2023

The Swimming Pool Night Check

A : Auto

M : Manually

O : Off

Location	System	Name	1	2	3	4	5	6	7	8	9	10	11	12	13	14	15	
Pool A	Swimming Filter pump	Pump 1	O	O	O	O	O	O	O	O	O	O	O	O	O	O	O	
	Swimming Filter pump	Pump 2	M	M	M	M	M	M	M	M	M	M	M	M	M	M	M	
	Jacuzzi pump	Pump 1	O	O	O	O	O	O	O	O	O	O	O	O	O	O	O	
	Light in the pool		M	M	M	M	M	M	M	M	M	M	M	M	M	M	M	
	P/H	in the pool	7.8	7.8	7.8	7.8	7.8	7.8	7.8	7.8	7.8	7.8	7.8	7.8	7.8	7.8	7.8	
	C/L	in the pool	3.0	3.0	3.0	3.0	3.0	3.0	3.0	3.0	3.0	3.0	3.0	3.0	3.0	3.0	3.0	
	water level	tank	120cm	120cm	120cm	120cm	120cm	120cm	120cm	120cm	120cm	120cm	120cm	120cm	120cm	120cm	120cm	
Pool B	Swimming Filter pump	Pump 1	M	M	M	M	M	M	M	M	M	M	M	M	M	M	M	
	Watertall Pump	Pump 1	A	A	A	A	A	A	A	A	A	A	A	A	A	A	A	
	Light in the pool	Pump 1	A	A	A	A	A	A	A	A	A	A	A	A	A	A	A	
	P/H	in the pool	7.8	7.8	7.8	7.8	7.8	7.8	7.8	7.8	7.8	7.8	7.8	7.8	7.8	7.8	7.8	
	C/L	in the pool	3.0	3.0	3.0	3.0	1.5	3.0	3.0	3.0	1.5	3.0	3.0	1.5	3.0	3.0	3.0	
	water level	tank	90cm	90cm	90cm	90cm	90cm	90cm	90cm	90cm	90cm	90cm	90cm	90cm	90cm	90cm	90cm	
Check by			Jack	Jack	Jack	Sun	Sun	Jack	Jack	Jack	Jack	Jack	Dew	Jack	Jack	Jack	Jack	
time			24.00	24.00	24.00	24.00	24.00	24.00	24.00	24.00	24.00	24.00	24.00	24.00	1.00	1.00	1.00	
Location	System	Name	16	17	18	19	20	21	22	23	24	25	26	27	28	29	30	31
Pool A	Swimming Filter pump	Pump 1	O	O	O	O	O	O	O	O	O	O	O	O	O	O	O	
	Swimming Filter pump	Pump 2	M	M	M	M	M	M	M	M	M	M	M	M	M	M	M	
	Jacuzzi pump	Pump 1	O	O	O	O	O	O	O	O	O	O	O	O	O	O	O	
	Light in the pool		M	M	M	M	M	M	M	M	M	M	M	M	M	M	M	
	P/H	in the pool	7.8	7.8	7.8	7.8	7.8	7.8	7.8	7.8	7.8	7.8	7.8	7.8	7.8	7.8	7.8	
	C/L	in the pool	3.0	3.0	1.5	1.0	1.0	1.0	1.0	1.0	3.0	1.0	1.0	1.0	1.0	1.0	1.5	
	water level	tank	120cm	120cm	120cm	120cm	120cm	120cm	120cm	120cm	120cm	120cm	120cm	120cm	120cm	120cm	120cm	
Pool B	Swimming Filter pump	Pump 1	M	M	M	M	M	M	M	M	M	M	M	M	M	M	M	
	Watertall Pump	Pump 1	A	A	A	A	A	A	A	A	A	A	A	A	A	A	A	
	Light in the pool		A	A	A	A	A	A	A	A	A	A	A	A	A	A	A	
	P/H	in the pool	7.8	7.8	7.8	7.8	7.8	7.8	7.8	7.8	7.8	7.8	7.8	7.8	7.8	7.8	7.8	
	C/L	in the pool	3.0	3.0	1.5	1.0	1.0	1.0	1.0	1.0	3.0	1.0	1.5	1.5	1.5	1.5	1.5	
	water level	tank	90cm	90cm	90cm	90cm	90cm	90cm	90cm	90cm	90cm	90cm	90cm	90cm	90cm	90cm	90cm	
Check by			Jack	Jack	Black	Black	Black	Black	Black	Black	Dew	Black	Black	Black	Black	Black	Black	
time			1.00	1.00	01.30	01.30	01.30	01.30	01.30	01.30	24.00	01.30	24.30	24.30	24.30	24.30	01.30	

[illegible]



Chanalai Flora Resort

Engineering Log Sheet of May 2023

The Swimming Pool Afternoon Check

A : Auto

M : Manually

O : Off

Location	System	Name	1	2	3	4	5	6	7	8	9	10	11	12	13	14	15	
Pool A	Swimming Filter pump	Pump 1	O	O	O	O	O	O	O	O	O	O	O	O	O	O	O	
	Swimming Filter pump	Pump 2	M	M	M	M	M	M	M	M	M	M	M	M	M	M	M	
	Jacuzzi pump	Pump 1	O	O	O	O	O	O	O	O	O	O	O	O	O	O	O	
	Light in the pool		M	M	M	M	M	M	M	M	M	M	M	M	M	M	M	
	P/H	in the pool	7.80	7.80	7.80	7.60	7.60	7.60	7.80	7.80	7.80	7.80	7.80	7.80	7.80	7.80	7.80	
	C/L	in the pool	1.00	1.00	1.00	1.50	1.50	1.50	3.00	3.00	1.00	1.00	3.00	1.00	1.00	3.00	3.00	
	water level	tank	1.20m	1.20m	1.20m	1.20m	1.20m	1.20m	1.20m	1.20m	1.20m	1.20m	1.20m	1.20m	1.20m	1.20m	1.20m	
Pool B	Swimming Filter pump	Pump 1	M	M	M	M	M	M	M	M	M	M	M	M	M	M	M	
	Watertall Pump	Pump 1	A	A	A	A	A	A	A	A	A	A	A	A	A	A	A	
	Light in the pool		A	A	A	A	A	A	A	A	A	A	A	A	A	A	A	
	P/H	in the pool	7.80	7.80	7.80	7.80	7.80	7.80	7.80	7.80	7.80	7.80	7.80	7.80	7.80	7.80	7.80	
	C/L	in the pool	1.00	1.00	1.00	1.50	1.50	1.50	3.00	1.00	1.00	3.00	3.00	3.00	3.00	3.00	3.00	
	water level	tank	90cm	90cm	90cm	90cm	90cm	90cm	90cm	90cm	90cm	90cm	90cm	90cm	90cm	90cm	90cm	
Check by			Sun	Sun	Sun	Black	Black	Black	Jack	Jack	Dew	Sam	Black	Sam	Sam	Dew	Dew	
time			15.00	15.00	15.00	16.30	16.30	16.30	16.30	16.30	15.00	15.00	15.00	15.00	15.00	18.30	18.30	
Location	System	Name	16	17	18	19	20	21	22	23	24	25	26	27	28	29	30	31
Pool A	Swimming Filter pump	Pump 1	O	O	O	O	O	O	O	O	O	O	O	O	O	O	O	O
	Swimming Filter pump	Pump 2	M	M	M	M	M	M	M	M	M	M	M	M	M	M	M	M
	Jacuzzi pump	Pump 1	O	O	O	O	O	O	O	O	O	O	O	O	O	O	O	O
	Light in the pool		M	M	M	M	M	M	M	M	M	M	M	M	M	M	M	M
	P/H	in the pool	7.80	7.80	7.80	7.80	7.80	7.80	7.80	7.60	7.80	7.80	7.80	7.80	7.80	7.80	7.80	7.80
	C/L	in the pool	3.00	3.00	3.00	3.00	3.00	3.00	3.00	3.00	3.00	1.50	3.00	3.00	3.00	3.00	3.00	3.00
	water level	tank	1.20m	1.20m	1.20m	1.20m	1.20m	1.20m	1.20m	1.20m	1.20m	1.20m	1.20m	1.20m	1.20m	1.20m	1.20m	1.20m
Pool B	Swimming Filter pump	Pump 1	M	M	M	M	M	M	M	M	M	M	M	M	M	M	M	M
	Waterfall Pump	Pump 1	A	A	A	A	A	A	A	A	A	A	A	A	A	A	A	A
	Light in the pool		A	A	A	A	A	A	A	A	A	A	A	A	A	A	A	A
	P/H	in the pool	7.80	7.80	7.80	7.80	7.80	7.80	7.80	7.60	7.60	7.60	7.80	7.80	7.80	7.80	7.80	7.80
	C/L	in the pool	3.00	3.00	3.00	3.00	3.00	3.00	3.00	1.00	1.50	0.50	3.00	3.00	3.00	3.00	3.00	3.00
	water level	tank	90cm	90cm	90cm	90cm	90cm	90cm	90cm	70cm	70cm	70cm	80cm	70cm	70cm	90cm	90cm	90cm
Check by			Sam	Dew	Black	Black	Dew	Dew	Dew	Beer	Jack	Sun	Dew	Dew	Dew	Dew	Dew	Sam
time			18.30	18.30	16.30	16.30	18.30	18.30	18.30	17.00	16.30	17.30	18.30	18.30	18.30	18.30	18.30	18.30



A : Auto
M : Manually
O : Off

[illegible]

Chanalai Flora Resort

Engineering Log Sheet of June 2023

The Swimming Pool Morning Check

A : Auto

M : Manually

O : Off

Location	System	Name	1	2	3	4	5	6	7	8	9	10	11	12	13	14	15	
	Swimming Filter pump	Pump 1	O	O	O	O	O	O	O	O	O	O	O	O	O	O	O	
Pool A	Swimming Filter pump	Pump 2	M	M	M	M	M	M	M	M	M	M	M	M	M	M	M	
	Jacuzzi pump	Pump 1	O	O	O	O	O	O	O	O	O	O	O	O	O	O	O	
	Light in the pool		A	A	A	A	A	A	A	A	A	A	A	A	A	A	A	
	P/H	in the pool	7.80	7.20	7.20	8.20	8.20	8.20	7.20	7.20	7.20	7.20	7.20	7.20	7.20	7.20	7.20	
	C/L	in the pool	3.00	3.00	3.00	3.00	3.00	3.00	3.00	3.00	3.00	3.00	3.00	3.00	3.00	3.00	3.00	
	water level	tank	120cm	120cm	120cm	120cm	120cm	120cm	120cm	120cm	120cm	120cm	120cm	120cm	120cm	120cm	120cm	
Pool B	Swimming Filter pump	Pump 1	O	O	O	O	O	O	O	O	O	O	O	O	O	O	O	
	Watertall Pump	Pump 1	M	M	M	M	M	M	M	M	M	M	M	M	M	M	M	
	Light in the pool		A	A	A	A	A	A	A	A	A	A	A	A	A	A	A	
	P/H	in the pool	7.20	8.20	8.20	8.20	8.20	8.20	8.20	8.20	8.20	8.20	8.20	8.20	8.20	8.20	7.80	
	C/L	in the pool	1.00	3.00	3.00	3.00	3.00	3.00	3.00	3.00	3.00	3.00	3.00	3.00	3.00	3.00	3.00	
	water level	tank	60cm	80cm	40cm	50cm	90cm	90cm	90cm	90cm	90cm	90cm	90cm	90cm	90cm	90cm	90cm	
Check by			Aek	Aek	Aek	Aek	Sub	Sam	Singha	Sam	Singha	Singha	Singha	Singha	Singha	Singha	Sam	
time			8.30	8.30	8.30	8.30	8.30	8.30	8.30	8.30	8.30	8.30	8.30	8.30	8.30	8.30	8.30	
Location	System	Name	16	17	18	19	20	21	22	23	24	25	26	27	28	29	30	31
	Swimming Filter pump	Pump 1	O	O	O	O	O	O	O	O	O	O	O	O	O	O	O	
Pool A	Swimming Filter pump	Pump 2	M	M	M	M	M	M	M	M	M	M	M	M	M	M	M	
	Jacuzzi pump	Pump 1	O	O	O	O	O	O	O	O	O	O	O	O	O	O	O	
	Light in the pool		A	A	A	A	A	A	A	A	A	A	A	A	A	A	A	
	P/H	in the pool	7.20	7.20	7.60	7.80	7.80	7.80	7.80	7.80	7.80	7.80	7.80	7.60	7.60	7.60	7.60	
	C/L	in the pool	3.00	3.00	1.50	3.00	3.00	3.00	3.00	3.00	3.00	3.00	3.00	1.50	1.50	1.50	1.50	
	water level	tank	120cm	120cm	120cm	120cm	120cm	120cm	120cm	120cm	120cm	120cm	120cm	120cm	120cm	120cm	120cm	
Pool B	Swimming Filter pump	Pump 1	O	O	O	O	O	O	O	O	O	O	O	O	O	O	O	
	Watertall Pump	Pump 1	M	M	M	M	M	M	M	M	M	M	M	M	M	M	M	
	Light in the pool		A	A	A	A	A	A	A	A	A	A	A	A	A	A	A	
	P/H	in the pool	7.80	7.80	7.80	7.80	7.80	7.80	7.80	7.80	7.80	7.80	7.80	7.80	7.80	7.80	7.80	
	C/L	in the pool	3.00	3.00	3.00	3.00	3.00	3.00	3.00	3.00	3.00	3.00	3.00	3.00	3.00	3.00	3.00	
	water level	tank	60cm	60cm	50cm	50cm	50cm	50cm	50cm	50cm	50cm	60cm	50cm	50cm	50cm	50cm	50cm	
Check by			Jack	Jack	Sun	Sun	Sun	Jack	Beer	Jack	Jack	Jack	Beer	Sun	Jack	Aek	Aek	
time			9.00	9.00	8.30	8.30	8.30	9.00	8.30	9.00	9.00	9.00	8.30	8.30	9.00	8.30	8.30	

Chanalai Flora Resort
Engineering Log Sheet of June 2023
The Swimming Pool Afternoon Check

A : Auto

M : Manually

0 : Off

[illegible]



Chanalai Flora Resort

Engineering Log Sheet of June 2023

The Swimming Pool Night Check

A : Auto

M : Manually

O : Off

Location	System	Name	1	2	3	4	5	6	7	8	9	10	11	12	13	14	15	
Pool A	Swimming Filter pump	Pump 1	O	O	O	O	O	O	O	O	O	O	O	O	O	O	O	
	Swimming Filter pump	Pump 2	M	M	M	M	M	M	M	M	M	M	M	M	M	M	M	
	Jacuzzi pump	Pump 1	O	O	O	O	O	O	O	O	O	O	O	O	O	O	O	
	Light in the pool		M	M	M	M	M	M	M	M	M	M	M	M	M	M	M	
	P/H	in the pool	7.8	7.8	7.8	7.6	7.6	7.2	7.2	7.2	7.2	7.2	7.2	7.6	7.6	7.6	7.6	
	C/L	in the pool	3.0	3.0	3.0	0.5	1.5	0.5	1.5	1.5	1.5	1.5	1.5	3.0	3.0	3.0	3.0	
	water level	tank	120cm	120cm	120cm	120cm	120cm	120cm	120cm	120cm	120cm	120cm	120cm	120cm	120cm	120cm	120cm	
Pool B	Swimming Filter pump	Pump 1	M	M	M	M	M	M	M	M	M	M	M	M	M	M	M	
	Watertall Pump	Pump 1	A	A	A	A	A	A	A	A	A	A	A	A	A	A	A	
	Light in the pool	Pump 1	A	A	A	A	A	A	A	A	A	A	A	A	A	A	A	
	P/H	in the pool	7.8	7.8	7.8	7.8	7.8	7.8	7.8	7.8	7.8	7.8	7.8	7.8	7.8	7.8	7.8	
	C/L	in the pool	0.3	3.0	3.0	3.0	3.0	1.5	1.5	1.5	1.5	1.5	1.5	3.0	3.0	3.0	3.0	
	water level	tank	90cm	90cm	90cm	80cm	90cm	90cm	60cm	50cm	50cm	50cm	50cm	50cm	90cm	90cm	90cm	
Check by			Sing	Sing	Sun	Sun	Sun	Sun	Sun	Sun	Sam	Sam	Sun	Sun	Sun	Sun	Sun	
time			24.00	24.00	24.00	24.00	23.30	23.30	23.30	23.30	23.30	23.30	23.30	23.30	23.30	23.30	23.30	
Location	System	Name	16	17	18	19	20	21	22	23	24	25	26	27	28	29	30	31
Pool A	Swimming Filter pump	Pump 1	O	O	O	O	O	O	O	O	O	O	O	O	O	O	O	
	Swimming Filter pump	Pump 2	M	M	M	M	M	M	M	M	M	M	M	M	M	M	M	
	Jacuzzi pump	Pump 1	O	O	O	O	O	O	O	O	O	O	O	O	O	O	O	
	Light in the pool		M	M	M	M	M	M	M	M	M	M	M	M	M	M	M	
	P/H	in the pool	7.8	7.8	7.8	7.8	7.8	7.8	7.8	7.8	7.8	7.8	7.8	7.8	7.8	7.8	7.8	
	C/L	in the pool	3.0	3.0	3.0	3.0	3.0	3.0	3.0	3.0	3.0	3.0	3.0	3.0	3.0	3.0	3.0	
	water level	tank	120cm	120cm	120cm	120cm	120cm	120cm	120cm	120cm	120cm	120cm	120cm	120cm	120cm	120cm	120cm	
Pool B	Swimming Filter pump	Pump 1	M	M	M	M	M	M	M	M	M	M	M	M	M	M	M	
	Watertall Pump	Pump 1	A	A	A	A	A	A	A	A	A	A	A	A	A	A	A	
	Light in the pool		A	A	A	A	A	A	A	A	A	A	A	A	A	A	A	
	P/H	in the pool	7.8	7.8	7.8	7.8	7.8	7.8	7.8	7.8	7.8	7.8	7.8	7.8	7.8	7.8	7.8	
	C/L	in the pool	3.0	3.0	3.0	3.0	3.0	1.5	3.0	3.0	3.0	3.0	3.0	3.0	3.0	3.0	3.0	
	water level	tank	90cm	90cm	90cm	90cm	90cm	90cm	90cm	90cm	90cm	90cm	90cm	90cm	90cm	90cm	90cm	
Check by			Dew	Dew	Dew	Dew	Dew	Sun	Sun	Dew	Dew	Dew	Dew	Dew	Dew	Jack	Dew	
time			23.30	23.30	23.30	23.30	23.30	23.30	23.30	23.30	23.30	23.30	23.30	23.30	23.30	1.00	23.30	

Chanalai Flora Resort
Engineering Log Sheet of July 2023
The Swimming Pool Morning Check

A : Auto
M : Manually
O : Off

Location	System	Name	1	2	3	4	5	6	7	8	9	10	11	12	13	14	15	
	Swimming Filter pump	Pump 1	O	O	O	O	O	O	O	O	O	O	O	O	O	O	O	
Pool A	Swimming Filter pump	Pump 2	M	M	M	M	M	M	M	M	M	M	M	M	M	M	M	
	Jacuzzi pump	Pump 1	O	O	O	O	O	O	O	O	O	O	O	O	O	O	O	
	Light in the pool		A	A	A	A	A	A	A	A	A	A	A	A	A	A	A	
	P/H	in the pool	7.60	7.60	7.60	7.60	7.60	7.60	7.60	7.80	7.60	7.80	7.80	7.60	7.80	7.80	7.20	
	C/L	in the pool	3.00	3.00	3.00	3.00	3.00	3.00	3.00	3.00	3.00	3.00	3.00	3.00	3.00	3.00	3.00	
	water level	tank	120cm	120cm	120cm	120cm	120cm	120cm	120cm	120cm	120cm	120cm	120cm	120cm	120cm	120cm	120cm	
Pool B	Swimming Filter pump	Pump 1	O	O	O	O	O	O	O	O	O	O	O	O	O	O	O	
	Watertall Pump	Pump 1	M	M	M	M	M	M	M	M	M	M	M	M	M	M	M	
	Light in the pool		A	A	A	A	A	A	A	A	A	A	A	A	A	A	A	
	P/H	in the pool	7.60	7.60	7.60	7.60	7.60	7.60	7.60	7.80	7.60	7.80	7.80	7.60	7.80	7.80	7.80	
	C/L	in the pool	1.50	1.50	3.00	3.00	3.00	3.00	1.50	3.00	3.00	3.00	3.00	3.00	3.00	3.00	3.00	
	water level	tank	60cm	60cm	90cm	90cm	90cm	90cm	60cm	90cm	90cm	90cm	90cm	90cm	50cm	50cm	50cm	
Check by			Singha	Singha	Dew	Dew	Dew	Aek	Singha	Dew	Dew	Dew	Dew	Dew	Beer	Dew	Dew	
time			8.30	8.30	8.30	8.30	8.30	8.30	8.30	8.30	8.30	8.30	8.30	8.30	8.00	8.30	8.30	
Location	System	Name	16	17	18	19	20	21	22	23	24	25	26	27	28	29	30	31
	Swimming Filter pump	Pump 1	O	O	O	O	O	O	O	O	O	O	O	O	O	O	O	O
Pool A	Swimming Filter pump	Pump 2	M	M	M	M	M	M	M	M	M	M	M	M	M	M	M	M
	Jacuzzi pump	Pump 1	O	O	O	O	O	O	O	O	O	O	O	O	O	O	O	O
	Light in the pool		A	A	A	A	A	A	A	A	A	A	A	A	A	A	A	A
	P/H	in the pool	7.80	7.80	7.80	7.80	7.80	7.80	7.80	7.80	8.20	8.20	8.20	8.20	7.80	7.80	7.80	7.80
	C/L	in the pool	3.00	3.00	3.00	3.00	3.00	3.00	3.00	3.00	3.00	3.00	3.00	3.00	3.00	3.00	3.00	3.00
	water level	tank	120cm	120cm	120cm	120cm	120cm	120cm	120cm	120cm	120cm	120cm	120cm	120cm	120cm	120cm	120cm	120cm
Pool B	Swimming Filter pump	Pump 1	O	O	O	O	O	O	O	O	O	O	O	O	O	O	O	O
	Watertall Pump	Pump 1	M	M	M	M	M	M	M	M	M	M	M	M	M	M	M	M
	Light in the pool		A	A	A	A	A	A	A	A	A	A	A	A	A	A	A	A
	P/H	in the pool	7.80	7.60	7.60	7.60	7.60	7.60	7.60	7.60	7.60	7.80	7.80	7.80	7.80	7.80	7.80	7.80
	C/L	in the pool	3.00	3.00	3.00	0.00	0.00	0.00	0.00	0.00	3.00	3.00	3.00	3.00	3.00	3.00	3.00	3.00
	water level	tank	50cm	50cm	50cm	30cm	60cm	60cm	60cm	60cm	50cm	90cm	90cm	90cm	90cm	60cm	60cm	40cm
Check by			Dew	Beer	jack	jack	jack	jack	jack	Aek	Beer	sam	Aek	sam	sam	jack	Sun	Sun
time			8.30	8.00	8.00	8.00	9.00	9.00	9.00	8.30	8.00	8.00	8.30	8.00	8.00	9.00	9.00	9.00



A : Auto
M : Manually
O : Off

[illegible]



Chanalai Flora Resort

Engineering Log Sheet of July 2023

The Swimming Pool Night Check

A : Auto

M : Manually

O : Off

Location	System	Name	1	2	3	4	5	6	7	8	9	10	11	12	13	14	15	
Pool A	Swimming Filter pump	Pump 1	O	O	O	O	O	O	O	O	O	O	O	O	O	O	O	
	Swimming Filter pump	Pump 2	M	M	M	M	M	M	M	M	M	M	M	M	M	M	M	
	Jacuzzi pump	Pump 1	O	O	O	O	O	O	O	O	O	O	O	O	O	O	O	
	Light in the pool		M	M	M	M	M	M	M	M	M	M	M	M	M	M	M	
	P/H	in the pool	7.6	7.6	7.6	7.6	7.6	7.6	7.6	7.8	7.8	7.8	7.8	7.8	7.8	7.8	7.8	
	C/L	in the pool	3.0	3.0	3.0	3.0	3.0	3.0	3.0	3.0	3.0	3.0	3.0	3.0	3.0	3.0	3.0	
	water level	tank	120cm	120cm	120cm	120cm	120cm	120cm	120cm	120cm	120cm	120cm	120cm	120cm	120cm	120cm	120cm	
Pool B	Swimming Filter pump	Pump 1	M	M	M	M	M	M	M	M	M	M	M	M	M	M	M	
	Watertall Pump	Pump 1	A	A	A	A	A	A	A	A	A	A	A	A	A	A	A	
	Light in the pool	Pump 1	A	A	A	A	A	A	A	A	A	A	A	A	A	A	A	
	P/H	in the pool	7.6	7.6	7.6	7.6	7.6	7.6	7.6	7.8	7.8	7.8	7.8	7.8	7.8	7.8	7.8	
	C/L	in the pool	3.0	3.0	3.0	3.0	3.0	3.0	3.0	3.0	3.0	3.0	3.0	3.0	3.0	3.0	3.0	
	water level	tank	90cm	90cm	90cm	90cm	90cm	90cm	90cm	90cm	90cm	90cm	90cm	90cm	90cm	90cm	90cm	
Check by			Jack	Jack	Jack	Jack	Singha	Jack	Jack	Jack	Jack	Jack	Singha	Jack	Jack	Jack	Jack	
time			24.00	24.00	1.00	1.00	1.00	1.00	1.00	1.00	1.00	1.00	1.00	1.00	1.00	1.00	1.00	
Location	System	Name	16	17	18	19	20	21	22	23	24	25	26	27	28	29	30	31
Pool A	Swimming Filter pump	Pump 1	O	O	O	O	O	O	O	O	O	O	O	O	O	O	O	O
	Swimming Filter pump	Pump 2	M	M	M	M	M	M	M	M	M	M	M	M	M	M	M	M
	Jacuzzi pump	Pump 1	O	O	O	O	O	O	O	O	O	O	O	O	O	O	O	O
	Light in the pool		M	M	M	M	M	M	M	M	M	M	M	M	M	M	M	M
	P/H	in the pool	7.8	7.8	7.8	7.8	7.8	7.8	7.8	7.8	7.8	7.8	7.8	7.8	7.8	7.8	7.8	7.8
	C/L	in the pool	3.0	3.0	3.0	3.0	3.0	3.0	3.0	3.0	3.0	3.0	3.0	3.0	3.0	3.0	3.0	3.0
	water level	tank	120cm	120cm	120cm	120cm	120cm	120cm	120cm	120cm	120cm	120cm	120cm	120cm	120cm	120cm	120cm	120cm
Pool B	Swimming Filter pump	Pump 1	M	M	M	M	M	M	M	M	M	M	M	M	M	M	M	M
	Watertall Pump	Pump 1	A	A	A	A	A	A	A	A	A	A	A	A	A	A	A	A
	Light in the pool		A	A	A	A	A	A	A	A	A	A	A	A	A	A	A	A
	P/H	in the pool	7.8	7.8	7.8	7.8	7.8	7.8	7.8	7.8	7.8	7.8	7.8	7.8	7.8	7.8	7.8	7.8
	C/L	in the pool	3.0	3.0	3.0	3.0	3.0	3.0	3.0	3.0	3.0	3.0	3.0	3.0	3.0	3.0	3.0	3.0
	water level	tank	90cm	90cm	90cm	90cm	90cm	90cm	90cm	90cm	90cm	90cm	90cm	90cm	90cm	90cm	90cm	90cm
Check by			Singha	Singha	Singha	Singha	Singha	Singha	sam	Singha	Singha	Singha	Singha	Sun	Singha	Singha	Singha	Singha
time			1.00	1.00	1.00	1.00	1.00	1.00	1.00	1.00	1.00	1.00	1.00	24.00	1.00	1.00	1.00	1.00



Chanalai Flora Resort

Engineering Log Sheet of Aug 2023

The Swimming Pool Afternoon Check

A : Auto

M : Manually

O : Off

Location	System	Name	1	2	3	4	5	6	7	8	9	10	11	12	13	14	15	
Pool A	Swimming Filter pump	Pump 1	O	O	O	O	O	O	O	O	O	O	O	O	O	O	O	
	Swimming Filter pump	Pump 2	M	M	M	M	M	M	M	M	M	M	M	M	M	M	M	
	Jacuzzi pump	Pump 1	O	O	O	O	O	O	O	O	O	O	O	O	O	O	O	
	Light in the pool		M	M	M	M	M	M	M	M	M	M	M	M	M	M	M	
	P/H	in the pool	7.60	7.20	8.20	7.80	7.80	7.80	8.20	8.20	7.80	7.80	7.80	7.80	7.80	7.80	7.80	
	C/L	in the pool	3.00	3.00	3.00	3.00	3.00	3.00	3.00	3.00	3.00	3.00	3.00	3.00	3.00	3.00	3.00	
	water level	tank	1.20m	1.20m	1.20m	1.20m	1.20m	1.20m	1.20m	1.20m	1.20m	1.20m	1.20m	1.20m	1.20m	1.20m	1.20m	
Pool B	Swimming Filter pump	Pump 1	M	M	M	M	M	M	M	M	M	M	M	M	M	M	M	
	Watertall Pump	Pump 1	A	A	A	A	A	A	A	A	A	A	A	A	A	A	A	
	Light in the pool		A	A	A	A	A	A	A	A	A	A	A	A	A	A	A	
	P/H	in the pool	7.80	7.80	8.20	7.80	7.80	7.80	8.20	8.20	7.80	7.80	7.80	7.80	7.80	7.80	7.80	
	C/L	in the pool	3.00	3.00	3.00	3.00	3.00	1.50	3.00	3.00	3.00	3.00	3.00	3.00	3.00	3.00	3.00	
	water level	tank	90cm	30cm	50cm	60cm	90cm	90cm	100cm	100cm	100cm	100cm	100cm	100cm	90cm	90cm	90cm	
Check by			Dew	aek	aek	Jack	Dew	Aek	Aek	Aek	Sun	Dew	Dew	Dew	Dew	Dew	Singha	
time			16.30	16.30	16.30	17.30	16.30	18.30	18.30	18.30	18.00	18.00	18.00	18.00	18.00	18.00	18.00	
Location	System	Name	16	17	18	19	20	21	22	23	24	25	26	27	28	29	30	31
Pool A	Swimming Filter pump	Pump 1	O	O	O	O	O	O	O	O	O	O	O	O	O	O	O	O
	Swimming Filter pump	Pump 2	M	M	M	M	M	M	M	M	M	M	M	M	M	M	M	M
	Jacuzzi pump	Pump 1	O	O	O	O	O	O	O	O	O	O	O	O	O	O	O	O
	Light in the pool		M	M	M	M	M	M	M	M	M	M	M	M	M	M	M	M
	P/H	in the pool	7.80	8.20	7.60	7.20	7.80	7.80	7.80	7.80	8.20	7.80	7.80	7.80	7.80	7.80	7.80	7.80
	C/L	in the pool	3.00	3.00	3.00	3.00	3.00	3.00	3.00	3.00	3.00	3.00	3.00	3.00	3.00	3.00	3.00	3.00
	water level	tank	1.20m	1.20m	1.20m	1.20m	1.20m	1.20m	1.20m	1.20m	1.20m	1.20m	1.20m	1.20m	1.20m	1.20m	1.20m	1.20m
Pool B	Swimming Filter pump	Pump 1	M	M	M	M	M	M	M	M	M	M	M	M	M	M	M	M
	Waterfall Pump	Pump 1	A	A	A	A	A	A	A	A	A	A	A	A	A	A	A	A
	Light in the pool		A	A	A	A	A	A	A	A	A	A	A	A	A	A	A	A
	P/H	in the pool	7.80	8.20	7.60	7.80	7.80	7.80	7.80	7.80	8.20	7.80	7.80	8.20	8.20	8.20	7.80	7.80
	C/L	in the pool	3.00	3.00	3.00	3.00	3.00	3.00	3.00	3.00	3.00	3.00	3.00	3.00	3.00	3.00	3.00	3.00
	water level	tank	90cm	100cm	100cm	30cm	90cm	90cm	90cm	90cm	80cm	80cm	80cm	90cm	90cm	90cm	90cm	90cm
Check by			Singha	Aek	Aek	aek	Jack	Jack	Singha	Jack	Jack	Jack	Jack	Singha	Singha	Singha	Singha	Jack
time			18.00	18.30	18.30	16.30	18.30	18.30	18.00	17.30	17.30	17.30	17.30	18.00	18.00	18.00	18.00	18.00

Chanalai Flora Resort

Engineering Log Sheet of Aug 2023

The Swimming Pool Night Check

A : Auto

M : Manually

0 : Off

Location	System	Name	1	2	3	4	5	6	7	8	9	10	11	12	13	14	15	
Pool A	Swimming Filter pump	Pump 1	O	O	O	O	O	O	O	O	O	O	O	O	O	O	O	
	Swimming Filter pump	Pump 2	M	M	M	M	M	M	M	M	M	M	M	M	M	M	M	
	Jacuzzi pump	Pump 1	O	A	A	A	O	O	O	O	O	O	O	O	O	O	O	
	Light in the pool		M	M	M	M	M	M	M	M	M	M	M	M	M	M	M	
	P/H	in the pool	7.6	8.2	8.2	7.8	7.6	7.8	7.8	7.8	7.8	7.8	7.8	7.8	7.8	7.8	7.8	
	C/L	in the pool	3.0	3.0	3.0	3.0	3.0	3.0	3.0	3.0	3.0	3.0	3.0	3.0	3.0	3.0	3.0	
	water level	tank	120cm	120cm	120cm	120cm	120cm	120cm	120cm	120cm	120cm	120cm	120cm	120cm	120cm	120cm	120cm	
Pool B	Swimming Filter pump	Pump 1	M	M	M	M	M	M	M	M	M	M	M	M	M	M	M	
	Watertall Pump	Pump 1	A	A	A	A	0	0	0	0	0	0	0	0	0	0	0	
	Light in the pool	Pump 1	A	A	A	A	A	A	A	A	A	A	A	A	A	A	A	
	P/H	in the pool	7.6	7.6	7.6	7.8	7.6	7.8	7.8	7.8	7.8	7.8	7.8	7.8	7.8	7.8	7.8	
	C/L	in the pool	3.0	3.0	3.0	3.0	3.0	0.5	3.0	3.0	3.0	3.0	3.0	3.0	3.0	3.0	3.0	
	water level	tank	90cm	30cm	30cm	40cm	90cm	90cm	90cm	90cm	90cm	90cm	90cm	90cm	90cm	90cm	90cm	
Check by			Sam	Sam	Sam	Sam	Sam	Sun	Sun	Sun	Sam	Sam	Sam	Sam	Sam	Sun	Sun	
time			24.00	24.00	24.00	24.00	24.00	1.00	1.00	1.00	1.00	1.00	1.00	1.00	1.00	1.00	1.00	
Location	System	Name	16	17	18	19	20	21	22	23	24	25	26	27	28	29	30	31
Pool A	Swimming Filter pump	Pump 1	O	O	O	O	O	O	O	O	O	O	O	O	O	O	O	O
	Swimming Filter pump	Pump 2	M	M	M	M	M	M	M	M	M	M	M	M	M	M	M	M
	Jacuzzi pump	Pump 1	O	O	O	O	O	O	O	O	O	O	O	O	O	O	O	O
	Light in the pool		M	M	M	M	M	M	M	M	M	M	M	M	M	M	M	M
	P/H	in the pool	7.8	7.8	7.6	7.8	7.8	7.8	7.8	7.8	7.8	7.8	7.8	7.8	7.8	7.8	7.8	7.8
	C/L	in the pool	3.0	3.0	3.0	3.0	3.0	3.0	3.0	3.0	3.0	3.0	3.0	3.0	3.0	3.0	3.0	3.0
	water level	tank	120cm	120cm	120cm	120cm	120cm	120cm	120cm	120cm	120cm	120cm	120cm	120cm	120cm	120cm	120cm	120cm
Pool B	Swimming Filter pump	Pump 1	M	M	M	M	M	M	M	M	M	M	M	M	M	M	M	M
	Watertall Pump	Pump 1	0	0	0	0	0	0	0	0	0	0	0	1	1	1	1	1
	Light in the pool		A	A	A	A	A	A	A	A	A	A	A	A	A	A	A	A
	P/H	in the pool	7.8	7.8	7.6	7.8	7.8	7.8	7.8	7.8	7.8	7.8	7.8	7.8	7.8	7.8	7.8	7.8
	C/L	in the pool	3.0	3.0	3.0	3.0	3.0	3.0	3.0	3.0	3.0	3.0	3.0	1.5	3.0	3.0	3.0	3.0
	water level	tank	90cm	90cm	90cm	90cm	90cm	90cm	90cm	90cm	90cm	90cm	90cm	90cm	90cm	90cm	90cm	90cm
Check by			Sun	Jack	Jack	Sun	Sun	Sun	Sun	Sun	Sun	Dew	Dew	Sun	Sun	Sun	Sun	Sun
time			1.00	1.00	24.00	1.00	1.00	1.00	1.00	1.00	1.00	1.00	1.00	1.00	1.00	1.00	1.00	1.00

Chanalai Flora Resort

Engineering Log Sheet of Sep 2023

The Swimming Pool Afternoon Check

A : Auto

M : Manually

O : Off

[illegible]



Chanalai Flora Resort

Engineering Log Sheet of Sep 2023

The Swimming Pool Night Check

A : Auto

M : Manually

O : Off

Location	System	Name	1	2	3	4	5	6	7	8	9	10	11	12	13	14	15	
Pool A	Swimming Filter pump	Pump 1	O	O	O	O	O	O	O	O	O	O	O	O	O	O	O	
	Swimming Filter pump	Pump 2	M	M	M	M	M	M	M	M	M	M	M	M	M	M	M	
	Jacuzzi pump	Pump 1	O	O	O	O	O	O	O	O	O	O	O	O	O	O	O	
	Light in the pool		M	M	M	M	M	M	M	M	M	M	M	M	M	M	M	
	P/H	in the pool	7.8	7.8	7.8	7.8	7.8	7.8	7.8	7.8	7.8	7.8	7.8	7.8	7.8	7.8	7.8	
	C/L	in the pool	3.0	3.0	3.0	3.0	3.0	3.0	3.0	3.0	3.0	3.0	3.0	3.0	3.0	3.0	3.0	
	water level	tank	120cm	120cm	120cm	120cm	120cm	120cm	120cm	120cm	120cm	120cm	120cm	120cm	120cm	120cm	120cm	
Pool B	Swimming Filter pump	Pump 1	M	M	M	M	M	M	M	M	M	M	M	M	M	M	M	
	Watertall Pump	Pump 1	A	A	A	A	A	A	A	A	A	A	A	A	A	A	A	
	Light in the pool	Pump 1	A	A	A	A	A	A	A	A	A	A	A	A	A	A	A	
	P/H	in the pool	7.8	7.8	7.8	7.8	7.8	7.8	7.8	7.8	7.8	7.8	7.8	7.8	7.8	7.8	7.8	
	C/L	in the pool	3.0	3.0	3.0	3.0	3.0	3.0	1.5	1.5	3.0	3.0	3.0	3.0	3.0	3.0	3.0	
	water level	tank	90cm	90cm	90cm	90cm	90cm	50cm	90cm	90cm	50cm	50cm	40cm	40cm	70cm	90cm	90cm	
Check by			Dew	Dew	Dew	Dew	Dew	Dew	Sun	Sun	Dew	Dew	Dew	Dew	Dew	Jack	Jack	
time			24.00	24.00	24.00	24.00	24.00	24.00	24.00	24.00	24.00	24.00	24.00	24.00	24.00	24.00	24.00	
Location	System	Name	16	17	18	19	20	21	22	23	24	25	26	27	28	29	30	31
Pool A	Swimming Filter pump	Pump 1	O	O	O	O	O	O	O	O	O	O	O	O	O	O	O	
	Swimming Filter pump	Pump 2	M	M	M	O	O	O	O	O	O	O	O	O	O	O	O	
	Jacuzzi pump	Pump 1	O	O	O	O	O	O	O	O	O	O	O	O	O	O	O	
	Light in the pool		M	M	M	O	O	O	O	O	O	O	O	O	O	O	O	
	P/H	in the pool	7.8	7.8	7.8	O	O	O	O	O	O	O	O	O	O	O	O	
	C/L	in the pool	3.0	3.0	3.0	O	O	O	O	O	O	O	O	O	O	O	O	
	water level	tank	120cm	120cm	120cm	O	O	O	O	O	O	O	O	O	O	O	O	
Pool B	Swimming Filter pump	Pump 1	M	M	M	M	M	M	M	M	M	M	M	M	M	M	M	
	Watertall Pump	Pump 1	A	A	A	A	A	A	A	A	A	A	A	A	A	A	A	
	Light in the pool		A	A	A	A	A	A	A	A	A	A	A	A	A	A	A	
	P/H	in the pool	7.8	7.8	7.8	7.8	7.8	7.8	7.8	7.8	7.8	7.8	7.8	7.8	7.8	7.8	7.8	
	C/L	in the pool	3.0	3.0	3.0	3.0	3.0	3.0	3.0	3.0	3.0	3.0	3.0	3.0	3.0	3.0	3.0	
	water level	tank	90cm	90cm	90cm	90cm	90cm	90cm	90cm	90cm	90cm	90cm	90cm	90cm	90cm	90cm	90cm	
Check by			Jack	Jack	Jack	Singha	Jack	Jack	Jack	Jack	Jack	Jack	Singha	Singha	Jack	Jack	Jack	
time			24.00	24.00	24.00	24.00	24.00	24.00	24.00	24.00	24.00	24.00	24.00	24.00	1.00	1.00	1.00	

Chanalai Flora Resort
Engineering Log Sheet of Oct 2023
The Swimming Pool Morning Check

A : Auto
M : Manually
O : Off

[illegible]



Chanalai Flora Resort

Engineering Log Sheet of Oct 2023

The Swimming Pool Afternoon Check

A : Auto

M : Manually

O : Off

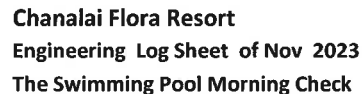
Location	System	Name	1	2	3	4	5	6	7	8	9	10	11	12	13	14	15	
Pool A	Swimming Filter pump	Pump 1	O	O	O	O	O	O	O	O	O	O	O	O	O	O	O	
	Swimming Filter pump	Pump 2	O	M	M	M	M	M	M	M	M	M	M	M	M	M	M	
	Jacuzzi pump	Pump 1	O	O	O	O	O	O	O	O	O	O	O	O	O	O	O	
	Light in the pool		O	A	A	A	A	A	A	A	A	A	A	A	A	A	A	
	P/H	in the pool	O	7.80	7.80	8.20	8.20	7.80	7.80	7.80	7.80	7.80	8.20	7.20	7.80	7.80	7.80	
	C/L	in the pool	O	1.50	1.50	1.50	1.50	3.00	3.00	1.50	1.50	3.00	3.00	3.00	3.00	3.00	1.50	
	water level	tank	O	1.20m	1.20m	1.20m	1.20m	1.20m	1.20m	1.20m	1.20m	1.20m	1.20m	1.20m	1.20m	1.20m	1.20m	
Pool B	Swimming Filter pump	Pump 1	M	M	M	M	M	M	M	M	M	M	M	M	M	M	M	
	Watertall Pump	Pump 1	O	O	O	O	O	O	O	O	O	O	O	O	O	O	O	
	Light in the pool		A	A	A	A	A	A	A	A	A	A	A	A	A	A	A	
	P/H	in the pool	7.80	7.80	7.80	7.80	7.80	8.20	8.20	7.80	7.80	7.80	7.80	7.80	7.80	7.80	7.80	
	C/L	in the pool	1.50	1.50	1.50	2.00	2.00	3.00	3.00	1.50	1.50	1.50	1.50	3.00	3.00	3.00	1.50	
	water level	tank	90cm	90cm	90cm	90cm	90cm	90cm	90cm	90cm	90cm	70cm	70cm	100cm	60cm	70cm	70cm	60cm
Check by			Dew	Sun	Sun	Aek	Aek	Aek	Aek	Sun	Sun	Sun	Aek	Aek	Aek	Aek	Sun	
time			16.30	17.00	17.00	18.00	18.00	18.00	18.00	17.00	17.00	17.00	17.00	17.00	17.00	17.00	17.00	
Location	System	Name	16	17	18	19	20	21	22	23	24	25	26	27	28	29	30	31
Pool A	Swimming Filter pump	Pump 1	O	O	O	O	O	O	O	O	O	O	O	O	O	O	O	O
	Swimming Filter pump	Pump 2	M	M	M	M	M	M	M	M	M	M	M	M	M	M	M	M
	Jacuzzi pump	Pump 1	O	O	O	O	O	O	O	O	O	O	O	O	O	O	O	O
	Light in the pool		A	A	A	A	A	A	A	A	A	A	A	A	A	A	A	A
	P/H	in the pool	7.80	7.80	7.80	7.80	7.80	7.80	7.80	7.80	7.80	7.80	7.80	7.60	7.80	7.80	7.80	7.80
	C/L	in the pool	3.00	3.00	3.00	3.00	3.00	3.00	3.00	3.00	3.00	3.00	3.00	3.00	3.00	3.00	3.00	3.00
	water level	tank	1.20m	1.20m	1.20m	1.20m	1.20m	1.20m	1.20m	1.20m	1.20m	1.20m	1.20m	1.20m	1.20m	1.20m	1.20m	1.20m
Pool B	Swimming Filter pump	Pump 1	M	M	M	M	M	M	M	M	M	M	M	M	M	M	M	M
	Waterfall Pump	Pump 1	O	O	O	O	O	O	O	O	O	O	O	O	O	O	O	O
	Light in the pool		A	A	A	A	A	A	A	A	A	A	A	A	A	A	A	A
	P/H	in the pool	7.80	7.80	7.80	7.80	7.80	7.80	7.80	7.80	7.80	7.80	7.80	7.80	7.80	7.80	7.80	7.80
	C/L	in the pool	3.00	3.00	3.00	3.00	3.00	3.00	3.00	3.00	3.00	3.00	3.00	1.50	3.00	3.00	3.00	3.00
	water level	tank	60cm	60cm	80cm	80cm	80cm	80cm	80cm	80cm	80cm	80cm	80cm	50cm	80cm	90cm	90cm	90cm
Check by			Jack	Aek	Aek	Sun	Dew	Dew	Dew	Sun	Dew	Dew	Aek	Aek	Dew	Dew	Dew	Dew
time			18.00	18.00	18.00	18.00	18.00	18.00	18.00	18.30	18.30	18.30	18.00	18.00	18.30	18.30	18.30	18.30



M : Manually

0 : Off

[illegible]



A : Auto
M : Manually
O : Off

[illegible]

Chanalai Flora Resort

Engineering Log Sheet of Nov 2023

The Swimming Pool Afternoon Check

A : Auto

M : Manually

0 : Off

[illegible]

Chanalai Flora Resort

Engineering Log Sheet of Nov 2023

The Swimming Pool Night Check

A : Auto

M : Manually

0 : Off

[illegible]

[illegible]

